

# PLANTEC

## RIDER

(version : June 2021)

This technical sheet is an integral part of the contract.

The organizer undertakes to respect all the terms and not to make any changes to them without the prior agreement of the PLANTEC group.

However, please do not hesitate to contact us if you have any questions or problems related to our technical requests, it is always possible to find a solution.

The fire plan is a suggestion and does not impose any rental on your part.

All the material concerning the mapping - except the stand and the RJ45 cable - is provided by the group.

### CONTACTS:

- ✓ **Booking ; Management** : Emilie Le Bras : [furybreizhbooking@gmail.com](mailto:furybreizhbooking@gmail.com) +33 6 60 62 98 22
- ✓ **Sound engineer** : Antoine Priou : [antoine.priou@gmail.com](mailto:antoine.priou@gmail.com) +33 6 35 47 41 86
- ✓ **Mapping, video** : Gabriel : [contact@plantec.fr](mailto:contact@plantec.fr) +33 6 78 91 99 40

### THE TEAM :

Yannick PLANTEC : **Accoustic guitar**

Odran PLANTEC : **Bombard**

Gabriel N'DOMBI (Djibril) : **Laptop**

#### Technical staff :

Emilie Le Bras : **Management, Booking**

Antoine Priou : **Sound Engineer**

### TRANSPORT

- The organizer will be responsible for transporting the team from Nantes (France) to the venue of the concert, including internal transport.

### STAGE

- Plantec needs a stage with a minimum size of 7 m by 5 m

### RÉGIE

- Console : Innovason, Midas, Yamaha PM
- 4 parametric EQs and 6 aux
- 1 equalizer 2 x 31 bands Klark Technics, BSS.
- 1 reverb TC-Electronic.
- 1 Compressor.

### WEDGES:

- 3 stereo mix
- 4 identical wedges of professional quality, type: Nexo, PS15...D&B Max, L-Acoustics 115 on 4 independent and equalized circuits with 31-band Eq.
- 1 Drum Fill for the Laptop
- 1 XLR stereo send for wired IEM (supplied).

### DIFFUSION:

- Professional system distribution adapted to the location and to the gauge with Subs

### SCHEDULE TIME:

- Out of respect for the public and the artists, the organizer will ensure that the schedules defined in advance are respected. Any modification must be subject to prior agreement from the latter.
- Except in special cases, the PLANTEC concert will be played in 1 set, will last around 1h30 and will start before midnight.
- **For summer outdoor events**, the Plantec show will begin at sunset in order to respect the rendering of the Mapping (Video projection).

### SOUND CHECK

- 45 minutes of Installation
- 45 minutes of sound check
- Total duration: 90 minutes

# PLANTEC

## FOH

1 professional mixing desk, please prepare 3 stereo and 1 mono buses for monitors, also 2 stereo and 2 mono buses routed to main stereo.

## Monitor

7 buses :  
3 stereo and 1 mono

4 professional monitor ( 12 inch minimum )  
1 drumfill  
1 wired IEM ( provide by band ) 2 XLR stage left

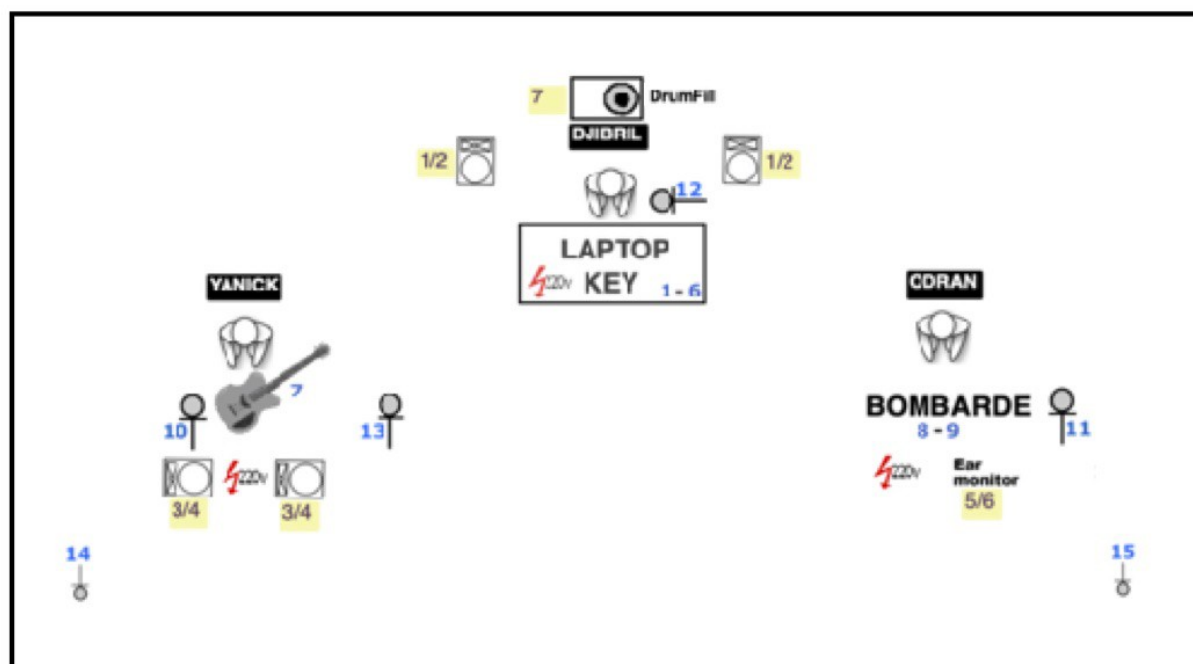
## P.A. System

Professional PA System stereo with subs.

## Sound Technician

Antoine Priou - +33635474186 -  
antoine.priou@gmail.com

	MUSICIAN	INSTRUMENT	MIC	STAND
1	DJIBRIL	KICK	XLR	
2	DJIBRIL	BASS	XLR	
3	DJIBRIL	HH	XLR	
4	DJIBRIL	SNARE	XLR	
5	DJIBRIL	KEY L	XLR	
6	DJIBRIL	KEY R	XLR	
7	YANNICK	GITAR	XLR	
8	ODRAN	BOMBARD PAVILLON	XLR	
9	ODRAN	BOMBARD COLONNE	XLR	
10	YANNICK	VOX YANNICK	SM 58	T/B
11	ODRAN	VOX ODRAN	SM 58	T/B
12	DJIBRIL	VOX GAB	SM 58	T/B
13	YANNICK	TALK	SM 58	T/B
14	X	CROWD MIC L	KM 184	S/B
15	X	CROWD MIC R	KM 184	S/B



# MAPPING / Video projection

**Mapping is an integral part of the PLANTEC show, the group will prioritize the rendering of the video rather than the lighting plan.**

*If the Mapping poses a problem in the reception of the group, thank you for contacting us, a solution will be found.*

*Most of the time, the material supplied by PLANTEC is sufficient, however, on certain stage, our projector may not be powerful enough due to the presence of a large light plane.*

*Do not hesitate to give us a map of the venue (stage / control room / distances) or to call us in case of difficulties so that we can find a solution together.*

*If you hire a video projector from you, we need a machine that can cover the surface of the stage.*

*Our video output is in HDMI, please provide an adapter if necessary.*

## **Material Supplied by PLANTEC:**

- All projection screens and structures
- Video projector

## **Material to be provided by the Organizer:**

- RJ 45 cable
- A cog foot
- A barrier around the video projector in the event that it is near the public.
- 5 risers (2 to 20cm, 2 to 40 cm and One at 1m high) **covered on the public side with a black fabric**

## **Details of the material supplied by PLANTEC**

### **PROJECTION STRUCTURES:**

**PLANTEC works with several kinds of screens, the projection structures are modifiable and adaptable according to the place.**

*If your stage has a screen or white background, we'll be happy to use it!*

#### **Background screen:**

- 1 Sphere 3m in diameter or Screen 4m x 2m mounted on 3 halyards

#### **Side screens:**

- 2 Spheres 2m in diameter mounted on halyards or 2 Totems 2m high x 80cm wide placed on the platforms on the sides of the Laptop.

#### **Central screen:**

- A 2m x 1m screen attached to the Laptop riser.

### **VIDEOPROJECTOR:**

Name: EPSON EB-G7200W Longue focale

3LCD Technology

Size = 525\*472\*189 mm

weight = 12,7kg

Light Output = 7500 lumens ;

consumption = 572W

**Fixing / Placement:** On a rack or light bridge **at a minimum distance of 15 m from the middle of the stage, 30 m maximum.** PLANTEC supplies the hook for the light bridge and the adapter for the 35 mm ø rack foot.

## **Material to be provided by the Organizer**

### **RJ 45 Cable :**

An RJ 45 cat5e or cat6 cable (supplied by the service provider) must connect the stage (practicable machines) to the video projector (control room or light bridge).

Cable length: 50m recommended / 80m Max.

### **Rack & Pinion**

If it is not possible to fix the video projector on a light bridge at a sufficient distance from the stage, PLANTEC requires a rack foot rising to 4m and a 5m electric extension cable to supply it.

### **A barrier:**

A barrier will be provided around the rack, so that the public cannot access it.

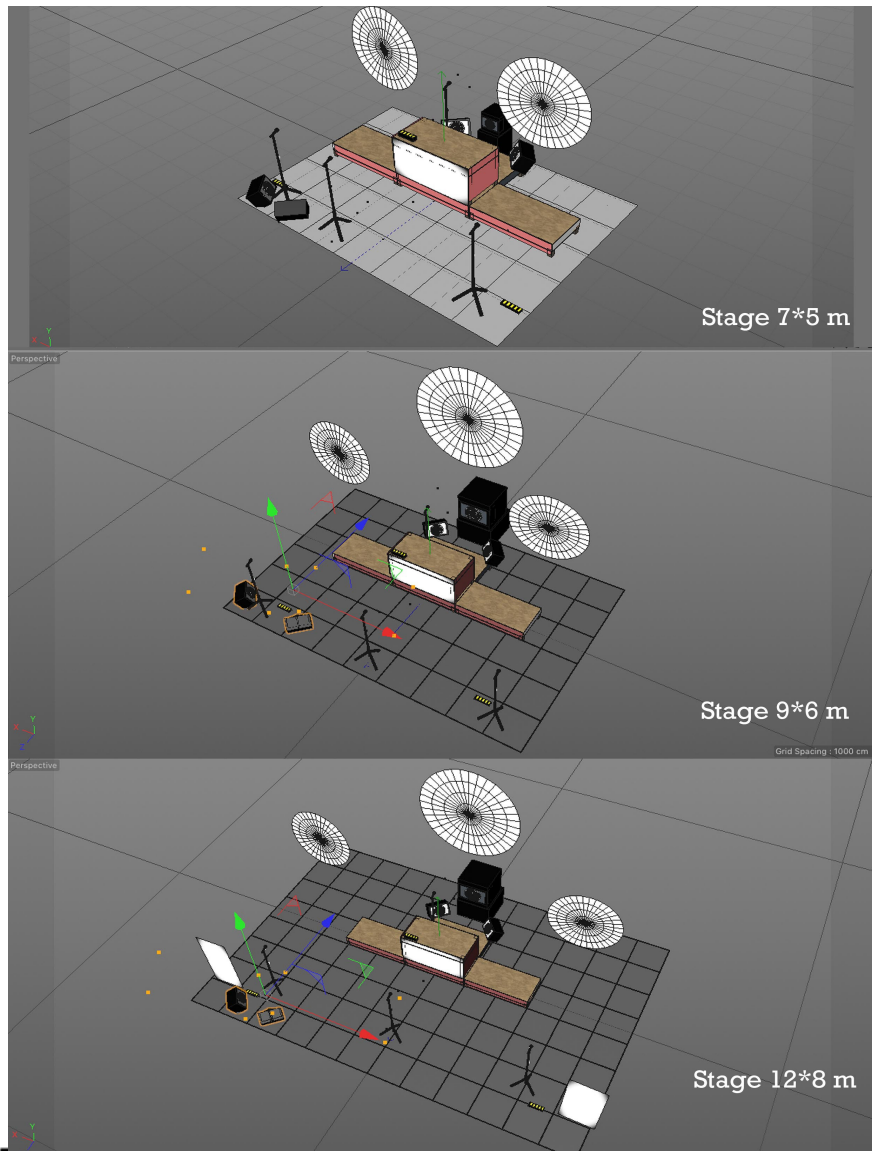
### **Risers:**

Provide 5 risers of 2m x 1m adjustable in height, which can range from 20 cm to 1m:

- 2 raised 20 cm below the Laptop
- 2 raised 40 cm on each side of the laptop
- 1 raised to 1m acting as a Laptop table

Even if the risers on the sides are not used by the projection structures, PLANTEC wishes to have them in order to evolve on them.

## Plan of the different stage configurations


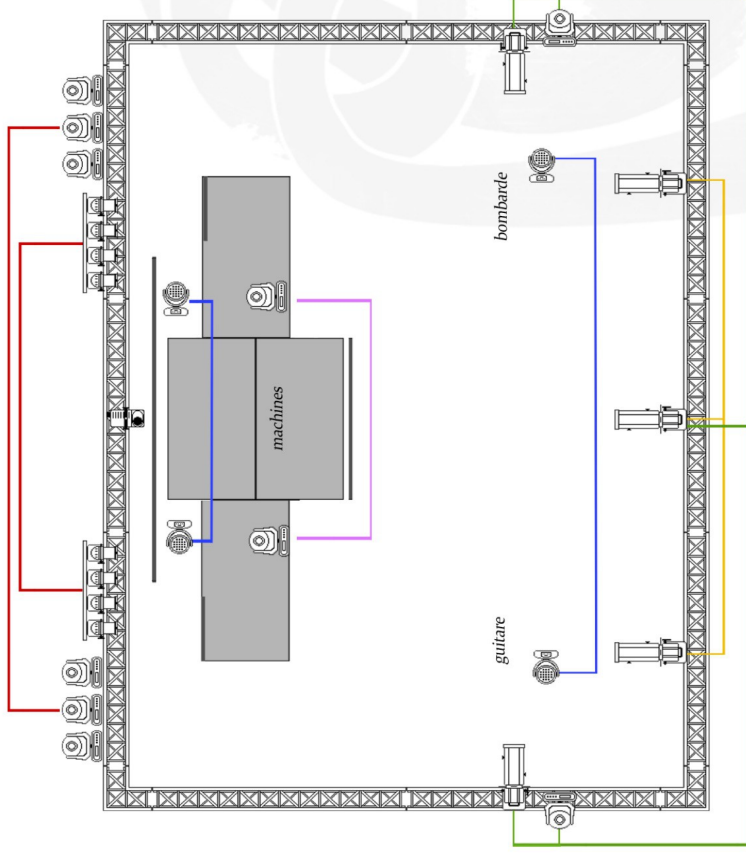


- praticable/ machines / Riser
- ecrans /screens
- praticables Risers



## SUGGESTED LIGHT PLAN

# PLANTEC PLAN DE FEU



découpe face

lyres ou découpes latérales

Pars ou lyres Contre

Pars ou Lyres Sol

Pars Led Sol

Les couleurs utilisées pour représenter les faisceaux lumineux sur les schémas à droite correspondent aux numéros des circuits ; elles ne constituent en aucune manière des indications de couleurs pour ces circuits.

Truss 3m

Par

Par LED

Découpe

Lyre

Le groupe PLANTEC n'est pas accompagné de technicien lumière.

Ce plan de feu est une **suggestion** d'implantation du matériel et de réglage de celui ci.

Nous souhaitons **peu** de luminosité et une température de lumière chaude sur scène car *nous donnons priorité au mapping.*

S'il s'avère que l'éclairage en place ne permet pas de remplir ces conditions il est préférable de régler une lumière fixe (découpe en face ou en latéral sur les musiciens ou PARs au sol)

Nos préférences de couleurs se portent sur l'orange, le rouge et le bleu.